

# TIMPTE




# 2017 New Options & Upgrades

## New Electric Tarp System



# THUNDER 6000

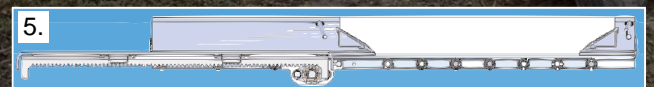

1. Heavy duty polished aluminum arm design
2. Arm retains the adjustable tensioning feature to apply downward pressure
3. New proprietary rear arm ball and socket to handle the stress of the flexure of the roll tube.
4. Hinge joint provides constant tarp Tension during windy days and is adjustable for various load conditions
5. New low profile, easy to use, completely weather tight keypad is mounted on the nose panel
6. New sealed control box to protect the One-Touch module. It is mounted on the backside of the nose panel to protect it from the elements.
7. Improved Wiring Harness with weather pack connectors
8. Proven motor design, accepted & reliable
9. Best-in-industry One-Touch control feature
10. Easy to operate multi function remote. Easy & reliable



## Easy Flow Upgrades



1. New pump/motor design to provide longer life
2. Connection protection on control box
3. Revised tank design with improved breather element/filter
4. EZ Flow Trap Doors include HD reinforcements for hi-density products as standard
5. On 2017 model, the trap door will open past the rear of the trap frame cross-member by 1". Full Open & easy to clean
6. Improved door contours allow the Easy Flow components to be installed with less adjustment
7. Oil with a much lower gel point
8. Manual Override Option Available





# 2017 New Options & Upgrades

## Tandem Axle Aluminum Sub Frame

1. Available with Front Lift Axle
2. Increased wall thickness of long beams by 25%



## Tri-Axle Aluminum Subframe

1. Available for 48' and 50' tri-axes with both spread and closed spaced tandem
2. Available with front and rear lift axles

- Ask your factory direct or dealer representative regarding lift and spread axle configuration availability.



## New Aluminum Wheel Options



Meet the wheel with unmatched strength that delivers unprecedented weight savings. We've taken another 5 pounds out of our 22.5" x 8.25" Alcoa Ultra ONE™ Wheel with MagnaForce™ alloy so each wheel is just 40 pounds. The result? Improved freight efficiency from a wheel that saves you nearly another 40 pounds per tandem axle trailer, so you can haul more every time you hit the road. And that's a nice lift to your bottom line.

Weight Savings Table	
Wheel Size	Weight Savings
24.5 x 8.25	3#
22.5 x 8.25	5#
22.5 x 14	2#

Coming May 1<sup>st</sup>

## Vibrator Control Panel



## Mid-Ship Turn Signal (Clear Lens Bullet Light)

1. Clear Lens Bullet Light Options will have a Clear Lens Bullet Style Mid-Ship Light mounted on the sidewall. Diameter of this item is 1 3/16"

