




The 3500 series electric roll tarp with remote control makes field loading or unloading quick and effortless. Talk to your Timpte representative today.



Electric trap openers have become very popular. Wireless remote control is available.

Timpte has 100's of Models with 1,000's of Options to Customize Your Trailer to fit Your Needs



1827 Industrial Drive
David City, NE 68632
(402) 367-3056
www.timpte.com
sales@timpte.com

STANDARD SPECIFICATIONS / OPTIONS	
TIRES Bridgestone R195 Recommended	All Brands
WHEELS: White Steel Disc	Aluminum
AXLES: Round, 5/8" Wall Thickness	Round, 1/2" Wall Thickness
OIL SEALS: Stemco Guardian with Sentinel Hubcaps	Stemco Grit Guard
HUB AND DRUM: Cast Outboard	Lightweight steel or aluminum
BRAKES: 16 1/2" x 7" Anti-lock Meritor/Wabco 4S/2M ABS	16 1/2" x 8 5/8"
SUSPENSIONS: Airride Suspension	Springride
SUSPENSION FRAMES: Steel	Aluminum
KINGPIN: 20"	Aluminum Upper Coupler
SUPPORT LEGS: 2-Speed with cushion foot shoes and roadside crank	Curbside Crank, Heavy Duty K-Brace
FRONT CORNERS: 6" radius pre-painted mill finished aluminum	Stainless Steel Other Colors by Request
EXTERIOR SIDE PANELS: Pre-painted white aluminum with extruded aluminum 1 3/4" Z-posts on 12" centers.	Stainless Steel Panels, Black Aluminum side panels, Other colors by special request.
NOSE PANELS: Smooth pre-painted white aluminum	Black aluminum or stainless steel panels.
REAR FRAME: Corrugated pre-painted white aluminum panels and extruded aluminum posts. 5 L.E.D. lights on rear header.	Black aluminum or stainless steel panels. Cargo doors also available.
LADDERS: Aluminum roadside front and rear with platforms and handholds. Flip Step mounted to the base of rear ladder	Stirrup Step
HOPPER CLEARANCE: 25" Ag hopper 17" Split tub	
HOPPER TRAPS: See individual trailer drawings for door size	Hydraulic or Electric with Remote
ELECTRICAL SYSTEM: Complies with FMVS 108 with connector 7" offset to roadside on nose. All weather-pak automotive style connections are sealed to prevent water intrusion and corrosion. Common Ground	
REAR LAMPS: Six 4" diameter round L.E.D. sealed lamps, two red turn and four red stop/clearance combination.	L.E.D. Clear
SIDE MARKER LAMPS: 2 row of 3 lamps each side, L.E.D. (3) amber side marker lamps, L.E.D. (2) red side marker lamps, L.E.D. (1) sealed amber mid-turn lamp.	L.E.D. Clear 2 or 3 rows of 9 L.E.D. 2 or 3 rows of 5 L.E.D. or sealed incandescent lamps. Wide spacing available.
NOSE LAMPS: 2 amber lamps L.E.D.	
FLAPS: Black with Timpte logo	
PAINT: Black on all steel parts	Other colors available
TARP BOWS: 9" rise arch type	Low arch or flat bows
TARP: 18 oz. Roll Tarp	22 oz. Roll Tarp, PBR style, EPA style, Electric with Remote
Many Other Options Available - Contact Your Timpte Representative	

02/11



Farm Hoppers; Available in 38', 33'5", 28'6" and a 22' single axle model. Most widths and side heights are available. These models come standard with formed Ag Hoppers featuring 25" of ground clearance.



Optional Formed Ag Hoppers; This option is available on all models from 40' to 50' in length. Available on both 96" and 102" wide trailers. Designed with 25" of ground clearance for applications where a swing under unloading auger is needed.



Standard Split Tub Hoppers; These hoppers are standard on all models from 40' to 50' in length. Available on both 96" and 102" wide trailers. This tub offers 17" of ground clearance and full access to the apex of the trailer.



Optional Continuous Tub Hoppers; Available on all trailers 38' to 50' in length. Compatible with both 96" and 102" wide trailers. This traditional Timpte design has long been associated with strength, durability and aerodynamic styling. With 17" of ground clearance and maximum capacities this tub style has been a long time favorite of commercial haulers.



Spread Axle Models; Available in lengths of 48' to 50'. Axle spacings available from 10'-2" to 10'-8". Air-ride suspensions are standard on all Spread Axle trailers.



Tri-Axle Models; Available in lengths of 45' to 50'. Timpte offers a multitude of axle spacings, suspensions and lift options on all Tri-axle models.



SINCE 1884



Timpte Has You Covered From ANY Direction!

Timpte reserves the right to change design or specifications without notice. Information contained herein is general in nature and is not intended for specific applications purposes. WARRANTY - See Timpte Warranty Card for details.

Standard ABS System; Timpte is standard with the premium Meritor/Wabco A.B.S. system utilizing four wheel sensors, and two modulating valves.



TIMPTE

SINCE 1884

- A COMMITMENT TO SERVICE • A REPUTATION FOR QUALITY
- A NEVER ENDING PURSUIT OF EXCELLENCE

Timpte Inc. has been manufacturing bulk commodity trailers for over 11 decades. As one of the pioneers in the development of these trailers, we have positioned ourselves to serve your needs today and in the future.

Timpte trailers are designed for those who require the best. We design strength and performance into each new Timpte, but that's only part of our story.


Timpte's insistence on using only the finest materials is further assurance of unsurpassed value. We use only the highest quality aluminum and steel in our construction.

The engineering and design leadership that goes into each Timpte trailer shows in our distinctive good looks, craftsmanship, structural detail, and the methods by which Timpte trailers are produced. Value comes from Timpte's tradition of quality, which includes these standard features:

- LED Lights • 4S/2M
- Anti-lock Brakes • Front & Rear Ladders & Platforms
- Fully Sealed Wiring with Paccard Connectors • Common Ground • Hub-Piloted
- Wheel Ends • Low Torque

- Doors • Rear Flip Step • Airride Suspension • 18 oz. Roll Tarp • Timpte "Peace of Mind" Warranty Program

We are recognized throughout the bulk commodity transportation industry as the leader in quality. To understand what trailer value is all about, take a look at a new Timpte. There's a reason we are the #1 manufacturer of bulk commodity trailers in the country.



SINCE 1884

BULK COMMODITY PRODUCT CHART

PRODUCTS	LBS. PER	LBS. PER	PRODUCTS	LBS. PER	LBS. PER
	CUBIC FT	BUSHEL		CUBIC FT	BUSHEL
alfalfa meal	17	21	gravel, dry	90-100	-
alfalfa seed	48	60	limestone, loose	100	-
barley, whole	38	47	limestone, pulverized	85-90	-
beans	50	62	oats	26	32
bran	16	20	oats, crushed	22	27
brewer's grain, dry	42	52	molasses feed	40	50
corn, cracked	45-50	56-62	potash	80	-
corn, shelled	45	56	rice, hulled	45-48	56-60
cottonseed	26	32	sand, dry	90-110	-
cornmeal	38-40	47-50	soybeans, whole	45-50	56-62
cottonseed meal	35-40	44-50	soybean meal	40	50
dirt, common dry	70-80	-	soybeans, cracked	32-36	40-45
fertilizer	60	-	sunflower seed	19-26	24-32
flaxseed	45	56	wheat, cracked	40-45	50-56
flaxseed meal	25	31	wheat	45-48	56-60



Timpte Super Hopper, the industry leader in form, function and style.



Optional Stainless Steel Front Corners; An inexpensive way to enhance the appearance of your trailer.



Optional Front Splash Guards; An attractive way to protect your truck from flying debris thrown from your drive tires.



The all aluminum upper coupler option will reduce the empty weight of a standard 96" wide Timpte hopper by 435 pounds and 470 pounds on the 102" wide model. These weight saving options will allow the Timpte customer to legally haul more payload.



Electrical; All weather-pack automotive style connections, sealed to prevent corrosion.



Standard Flip Step Ladder; The Timpte original! A functional ladder extension that stores in the upward position and is swung down to provide unequaled rear access and safety.



4' Exterior Side Panels; A long time Timpte trademark that offers unmatched strength and ease of repair.



Optional Stainless Steel Rear Panels; A popular option to dress up your new Timpte. Optional License Plate Location.




Optional Stainless Steel Side Panels; Only Timpte offers a grain trailer with this ultimate show trailer quality option! Trailer is also shown with two rows of nine lights, two extra wall protectors, split tubs, Low-Torque doors and aluminum wheels.



Two-piece Formed Ag Tub Option; By utilizing two aluminum panels per tub rather than four, all welds and rivets in the corners that could impede the flow of product have been eliminated. This design is standard on Timpte's high ground clearance models.



Optional Removable Vibrator with Brackets and Quick Connect.




Rack & Pinion Drive System; This adjustable low maintenance drive system has proven over time to be reliable and impervious to adverse weather conditions.

Low-Torque Trap Doors; Standard on all trailer models. A 50% reduction in the effort required to open these Low-Torque doors is realized by having the door ride on sealed ball bearings.



Single Speed Door Opener; This direct drive opener is included with the Low-Torque door design.



Air-ride Dump Valve and Oil Filled Pressure Gauge; Included with all Air-ride suspensions.



Optional Aluminum Sub-Frame; For maximum weight reduction Timpte offers this option on most trailer models.



Two Speed Door Openers; Two speed operators are optional on the Low-Torque door system for applications where high density products are being hauled.



The "Easy Flow" Hydraulic trap opening system is the easiest opening door in the industry. You can open from the side of the trailer, cab of the truck, or with the standard RF remote control. "Great Value" and the most "Cost Effective" way to open your hopper doors. Patent Pending