




**Eam Hoppers:** Available in 33'5", 28'6" and a 22' single axle model. Most widths and side heights are available. These models come standard with formed Ag Hoppers featuring 25" of ground clearance.



**Optional Formed Ag Hoppers:** This option is available on all models from 38' to 51' in length. Available on both 96" and 102" wide trailers. Designed with 25" of ground clearance for applications where a swing under/unloading auger is needed.



**Standard Split Tub Hoppers:** These hoppers are standard on all models from 40' to 51' in length. Available on both 96" and 102" wide trailers. This tub offers 17" of ground clearance and full access to the apex of the trailer.



**Optional Continuous Tub Hoppers:** Available on all trailers 38' to 51' in length. Compatible with both 96" and 102" wide trailers. This traditional Timppte design has long been associated with strength, durability and aerodynamic styling. With 17" of ground clearance and maximum capacities this tub style has been a long time favorite of commercial haulers.



**Spread Axle Models:** Available in lengths of 46'-6" and longer. Axle spacings variable from 8'-8" to 10'-2". Air-ride suspensions are standard on all Spread Axle trailers.



**Tri-Axle Models:** Available in lengths of 46'-6" to 51'. Timppte offers a multitude of axle spacings, suspensions and lift options on all Tri-axle models.



CONGRATULATIONS: OBJECTS IN MIRROR WERE MORE OBTAINABLE THAN THEY APPEARED

**Timppte has 100s of Models with 1,000s of Options to Customize Your Trailer to fit Your Needs**



1827 Industrial Drive  
David City, NE 68832  
(402) 367-3056  
www.timppte.com  
sales@timppte.com

## STANDARD SPECIFICATIONS / OPTIONS

<b>TIRES:</b> Bridgestone R105 Recommended	All Brands
<b>WHEELS:</b> White Steel Disc	Aluminum
<b>AXLES:</b> 5" Round, 5/8" Wall Thickness	5" Round, 1/2" Wall Thickness
<b>OIL SEAMS:</b> Seneco Guardian	Seneco Grit Guard
<b>HUB AND DRUM:</b> Cast Outboard	Lightweight steel or aluminum
<b>BRACKETS:</b> 16 1/2" x 7" Anti-lock Mentor/Wabco 492M ABS	16 1/2" x 8 5/8"
<b>SUSPENSIONS:</b> Neway RL230 Air-ride Suspension	Spring-ride
<b>SUSPENSION FRAMES:</b> Steel	Aluminum
<b>KANGRIP:</b> 20'	
<b>SUPPORT LEGS:</b> 2-Speed with cushion floor shoes and roadside crank	Curtside Crank
<b>FRONT CORNERS:</b> 6" Radius pre-painted ball finished aluminum	Stainless Steel Other Colors by Request
<b>EXTERIOR SIDE PANELS:</b> Pre-painted white aluminum with extruded aluminum 1 3/4" Z-posts on 12" centers.	Stainless Steel Panels, Black Aluminum side panels, Other colors by special request.
<b>NOSE PANELS:</b> Smooth pre-painted white aluminum	Black aluminum or stainless steel panels.
<b>REAR FRAME:</b> Cemented pre-painted white aluminum with pre-painted steel support posts. 5" L.E.D. lights on rear header.	Black aluminum or stainless steel panels. Cargo doors also available.
<b>LADDERS:</b> Aluminum roadside front and rear with platforms and handholds. Flip Step mounted to the base of rear ladder.	Strap Step
<b>HOPPER CLEARANCE:</b> 25" Ag hopper 17" Split tub	
<b>HOPPER TRAYS:</b> See individual trailer drawings for door size	
<b>ELECTRICAL SYSTEM:</b> Complies with FMVSS 108 with connector 7" offset to roadside on nose. All weather-pink automotive style connections are sealed to prevent water intrusion and corrosion. Common Ground combination.	
<b>REAR LAMPS:</b> Six 4" diameter round L.E.D. sealed lamps, two red turn and four red stop/clearance combination.	4" round incandescent.
<b>SIDE MARKER LAMPS:</b> 2 rows of 3 lamps each side, L.E.D. (3) amber side marker lamps L.E.D. (1) sealed amber mid-turn lamp (1) sealed amber mid-turn lamp	2 rows of 9 L.E.D. 2 rows of 5 L.E.D. or sealed incandescent side lamps. Wide spacing available.
<b>NOSE LAMPS:</b> 2 amber lamps L.E.D.	
<b>FLAPS:</b> Black heavy duty rubber	
<b>PAINT:</b> Black on all steel parts	Other colors available
<b>TARP BOWS:</b> 9" rise arch type	Low arch or flat bows
<b>TARP:</b> 18 oz. Roll Tarp	22 oz. Roll Tarp PBR style EPA style

Many Other Options Available - Contact Your Timppte Representative


Timppte reserves the right to change design or specifications without notification contained herein is general in nature and is not intended for specific applications purposes.  
WARRANTY — See Timppte Warranty Card for details.



Standard ABS System: Timppte is standard with the premium Mentor/Wabco A.B.S. system utilizing four wheel sensors, and two modulating valves.



WHY FOLLOW THE LEADER WHEN YOU CAN BE PULLING IT...






**Timpte Super Hopper, the industry leader in form, function and style.**



**Optional Stainless Steel Front Corners.** An inexpensive way to enhance the appearance of your trailer.



**Electrical.** All weather-park automotive style connections, sealed to prevent corrosion.



**Optional Stainless Steel Rear Panels.** A popular option to dress up your new Timpte.




**Optional Front Splash Guards.** An attractive way to protect your truck from flying debris thrown from your drive tires.



**Standard Flip Step Ladder.** The Timpte original! A functional ladder extension that swings in the upward position and is swung down to provide unimpeded rear access and safety.



**Standard PC Rated L.E.D. Lights.** Timpte is the only manufacturer standard with this revolutionary lighting concept. Unlike most L.E.D. lights these PC rated lights provide excellent visibility from all angles including the driver's mirrors. While highly visible, the low power requirements of these lights allow us to offer a multitude of lighting options without compromising your truck's electrical system.



**4' Exterior Side Panels.** A long time Timpte trademark that offers unmatched strength and ease of repair.



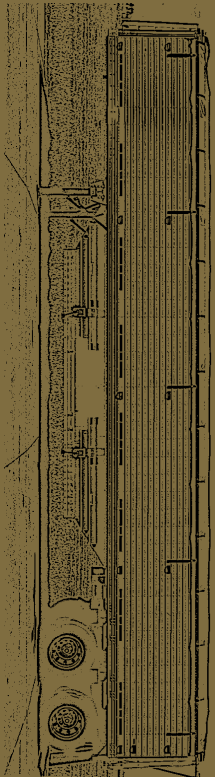
**Optional Stainless Steel Side Panels.** Only Timpte offers a grain trailer with this ultimate show trailer quality option! Trailer is also shown with two rows of nine lights, two extra wall protectors, split tubes, Low-Torque doors and aluminum wheels.



## A COMMITMENT TO SERVICE. A REPUTATION FOR QUALITY. A NEVER ENDING PURSUIT OF EXCELLENCE IN OUR PRODUCTS.

Timpte Inc. has been manufacturing bulk commodity trailers for over 11 decades. As one of the pioneers in the development of these trailers, we have positioned ourselves to serve your needs today and in the future.

Timpte trailers are designed for those who require the best. We design strength and performance into each new Timpte, but that's only part of our story. Timpte's insistence on using only the finest materials is further assurance of unsurpassed value. We use only the highest quality aluminum and steel in our construction.



Doors • Rear Flip Step • Air-ride Suspension • 18 oz. Roll  
Tarp • 3 Year Warranty

We are recognized throughout the bulk commodity transportation industry as the leader in quality. To understand what trailer value is all about, take a look at a new Timpte. There's a reason we are the #1 manufacturer of bulk commodity trailers in the country.

### BULK COMMODITY PRODUCT CHART

PRODUCTS	LBS. PER CUBIC FT.	LBS. PER BUSHEL	PRODUCTS	LBS. PER CUBIC FT.	LBS. PER BUSHEL
alfalfa meal	17	21	gravel, dry	90-100	-
alfalfa seed	48	60	limestone, loose	100	-
barley, whole	38	47	limestone, pulverized	85-90	-
beans	50	62	oats	26	32
bran	16	20	oats, crushed	22	27
brewer's grain, dry	42	52	molasses feed	40	50
corn, cracked	45-50	56-62	potash	80	-
corn, shelled	45	56	rice, hulled	45-48	56-60
cottonseed	26	32	sand, dry	90-110	-
cornmeal	38-40	47-50	soybeans, whole	45-50	56-62
cottonseed meal	35-40	44-50	soybean meal	40	50
dirt, common dry	70-80	-	soybeans, cracked	32-36	40-45
fertilizer	60	-	sunflower seed	19-26	24-32
flaxseed	45	56	wheat, cracked	40-45	50-56
flaxseed meal	25	31	wheat	45-48	56-60



**Two-piece Formed Ag Tub Option.** By utilizing two aluminum panels per tub rather than four, all welds and rivets in the corners that could impede the flow of product have been eliminated. This design is standard on Timpte's high ground clearance models.



**Low-Torque Trap Doors.** Standard on all trailer models. A 50% reduction in the effort required to open these Low-Torque doors is realized by having the door ride on sealed ball bearings.



**Optional Removable Vibrator with Brackets and Quick Connect.**



**Rack & Pinion Drive System.** This adjustable low maintenance drive system has proven over time to be reliable and impervious to adverse weather conditions.



**Optional Aluminum Sub-Frame.** For maximum weight reduction Timpte offers this option on most trailer models.



**Single Speed Door Opener.** This direct drive operator is included with the Low-Torque door design.



**Air-ride Dump Valve and Oil Filled Pressure Gauge.** Included with all Air-ride suspensions.



**Two Speed Door Operators.** Two speed operators are optional on the Low-torque door system for applications where high density products are being handled.



**Optional "Sideshow" Trap Door.** Virtually eliminates the friction produced between the load and trap door while opening. The Sideshow door is constructed of bearringed rollers and covered by a canvas skin. The framework of rollers support the entire load but are "rolled" away as the framework is moved to open and close the door.